

Power Factor Correction Systems

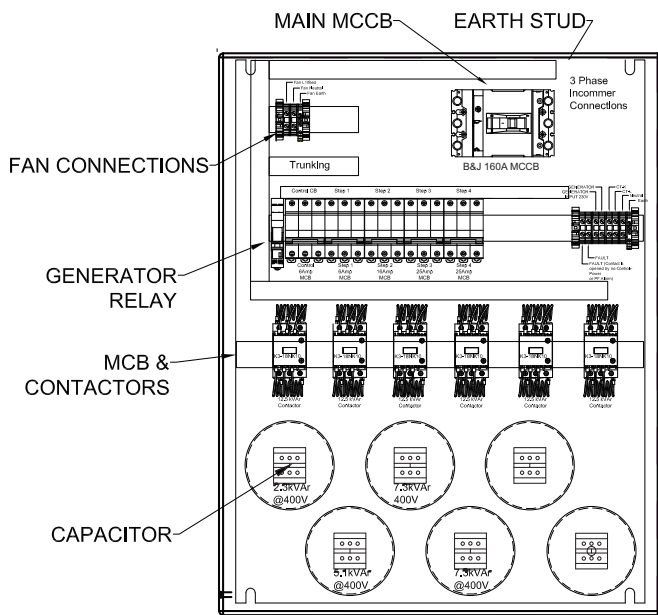
Product: MiniVar Power Factor Correction

Type: Capacitor Based Correction

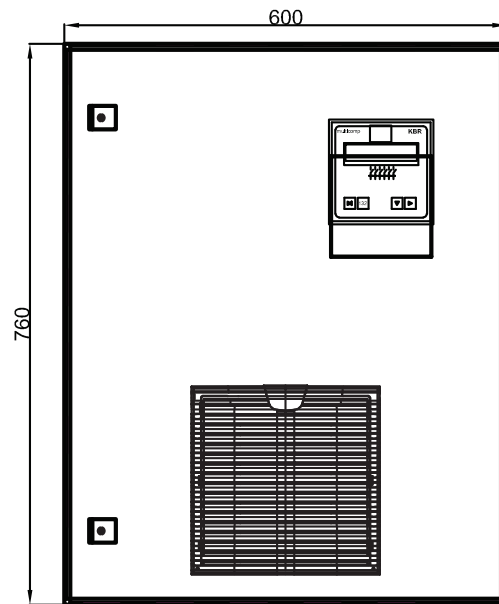
Description: Up to 80kVAR, Capacitor Based 6 step system

- Small capacitor based system. No harmonic blocking reactors.

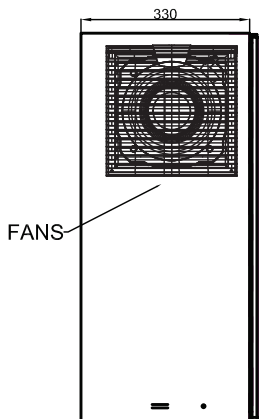
Major Part Vendor: Rittal, KBR & Benedikt & Jäger



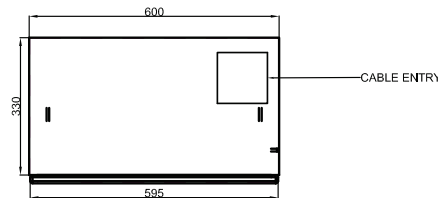
RITTAL AE 1376.500
Front View - Door not show



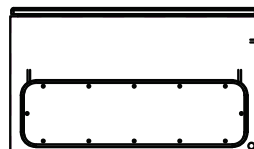
RITTAL AE 1376.500
Front View - Door Shown with Fan Grill & Controller



LEFT View
Show fan location



TOP View
show cable entry



BOTTOM View
show cable gland

Capacitor Based – MiniVar Power Factor Correction

Specification	Cabinet Dimensions:	760mmH x 600mmW x 350mmD
	Steps Available (kVar) @400V	2.5,4,6.25,10.35,12.5,20.7,25
	Steps per cabinet	Up to 6
	Nominal Current	1.35 x kVar
	Working Voltage	415V / 440V
	Power Grid Frequency	50Hz / 60Hz (Range: 45Hz - 62.5Hz)
	Wiring Structure	3phase+Earth and Control Neutral
Function	Step Switching	Contactor with pre-charge resistors
	Reactive Power Compensation	Adjustable to 0.99
	Step Protection	MCB
	Connection	Main switch 160A
	Protection Device for supply	1.5x nominal current
Technical Parameter	Current Transformer	50/5 ~ 6000/5
	Harmonic Reactor Tune	No Reactors
	Filter Performance	NA
	Noise Level	<50dB (when fans are running)
	Response Time	5-15 Seconds (cycle time 180 seconds)
	Capacitors	ELCO resin filled with discharge resistors
	Control	B&J Contactor – Rated per step size
	Reactor	NA
	Correction	Lagging
Communication & Monitoring Capability	Communication Port	RS485 Communications & MODBUS
	Communication Protocol	Modbus Protocol / Optional Ethernet
	Controller	KBR 12 standard relay steps (able to run extra external steps)
	Protection Function	Thermostat Controlled, fan, Thermostat controlled, overtemp lockout, individual step MCBs
	Relays	Overtemp lockout
Mechanical Parameter	Mounting Type	Wall Mount
	Color	Grey – Rittal RAL7035
	Altitude	1% up 2000 m. Between 2000 m to 4000 m, according to GB/T3859.2,the power decreases by 1% for every additional 100 m.
	Relative Humidity	5% to 95% non-condensing
	Operating Temperature	55°
	Protection Class	IP 20
	Standard Compliance	IEC 61000/62477